

Scaled data based on original data using
LM-79-08 Approved Method: Electrical and Photometric Measurements of Solid-
State Lighting Products

Test Report Prepared for
Cooper Lighting Solutions
(formerly Eaton)

Brand: INVUE

Report Number: P159983

Luminaire Tested: **ENT-E01-LED-E1-GZW-7030-ULG**

Issue Date: 03/03/2020

Test Information

Test Method: LM-79-08
Report Number: P159983
REPORT IS FROM IESNA LM-79-08 TEST DATA - UPLIGHT (P20107) AND SCALED
Test Lab: INNOVATION CENTER-P3
Issue Date: 03/03/2020
Manufacturer: COOPER LIGHTING SOLUTIONS (FORMERLY EATON)
Product Line: INVUE
Catalog Number: ENT-E01-LED-E1-GZW-7030-ULG
Description: ENTRI LED LUMINAIRE WITH UPLIGHT
(1) LIGHTBARS WITH AccuLED OPTICS - WALL GRAZER WIDE
Light Source: (21) 3000K CCT, 70 CRI LEDs
Ballast/Driver: -

Summary

Lumens per Lamp: N/A
Luminaire Lumens: 2859 lumens
Efficiency: N/A
Efficacy: 87.4 lumens/watt
Luminous Opening: Rectangular (W 0.17' x L: 1' x H: 0')
IES Classification: Type I - Short - Semi-Cutoff
BUG Rating: B1 - U3 - G1

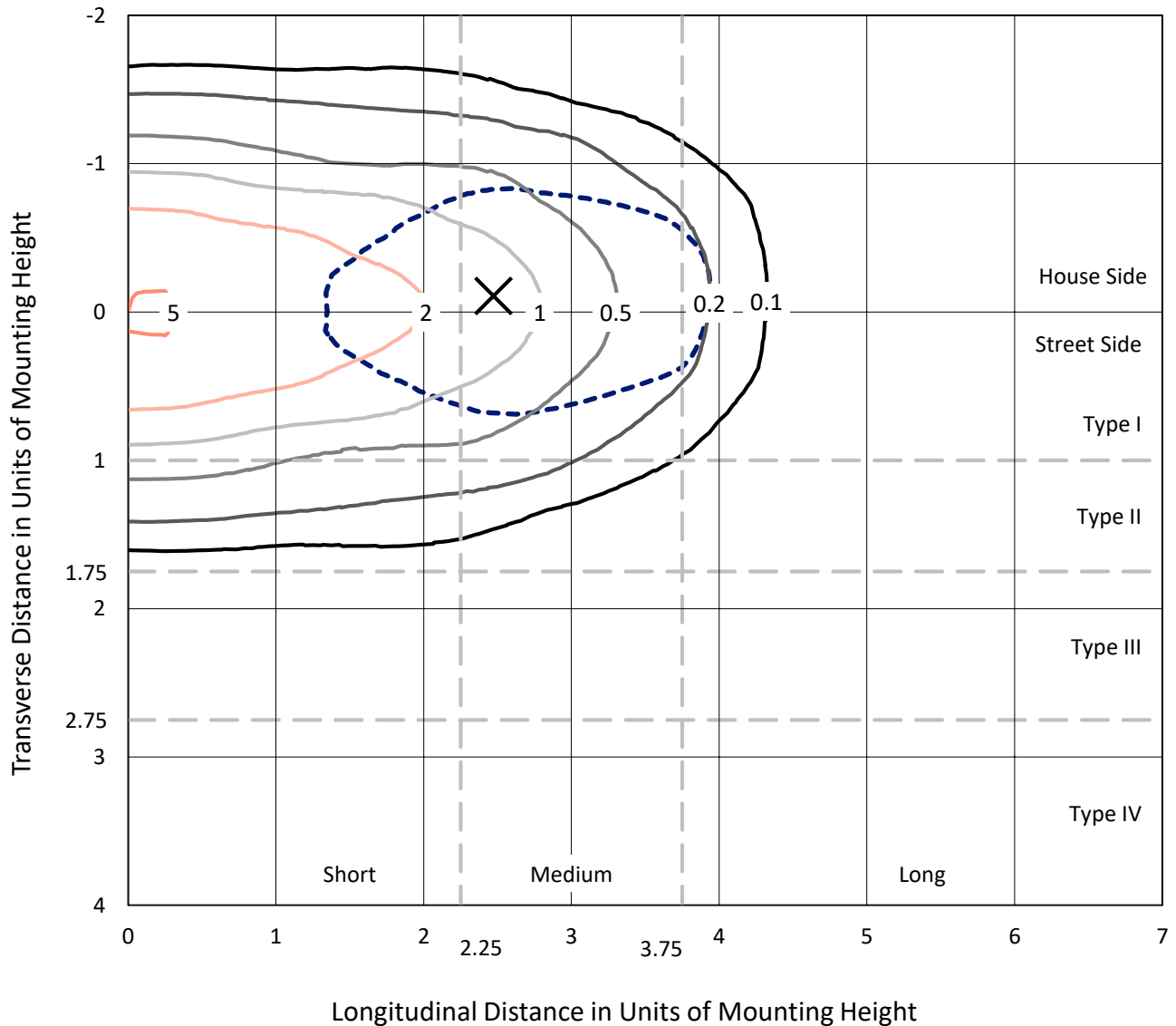
Input Watts (W): 32.7
Input Voltage (V): NR
Input Current (Ain): NR
Voltage Rise (V): NR
Power Factor: NR
Total Harmonic Distortion (THDi): NR
Frequency (hertz): 60
Stabilization Time: NR
Operation Time: NR
Ambient Temperature (°C): NR
Test Distance: 25 FT



REPORT NUMBER: P159983
 CATALOG NUMBER: ENT-E01-LED-E1-GZW-7030-ULG

Iso-Footcandle Lines of Horizontal Illumination

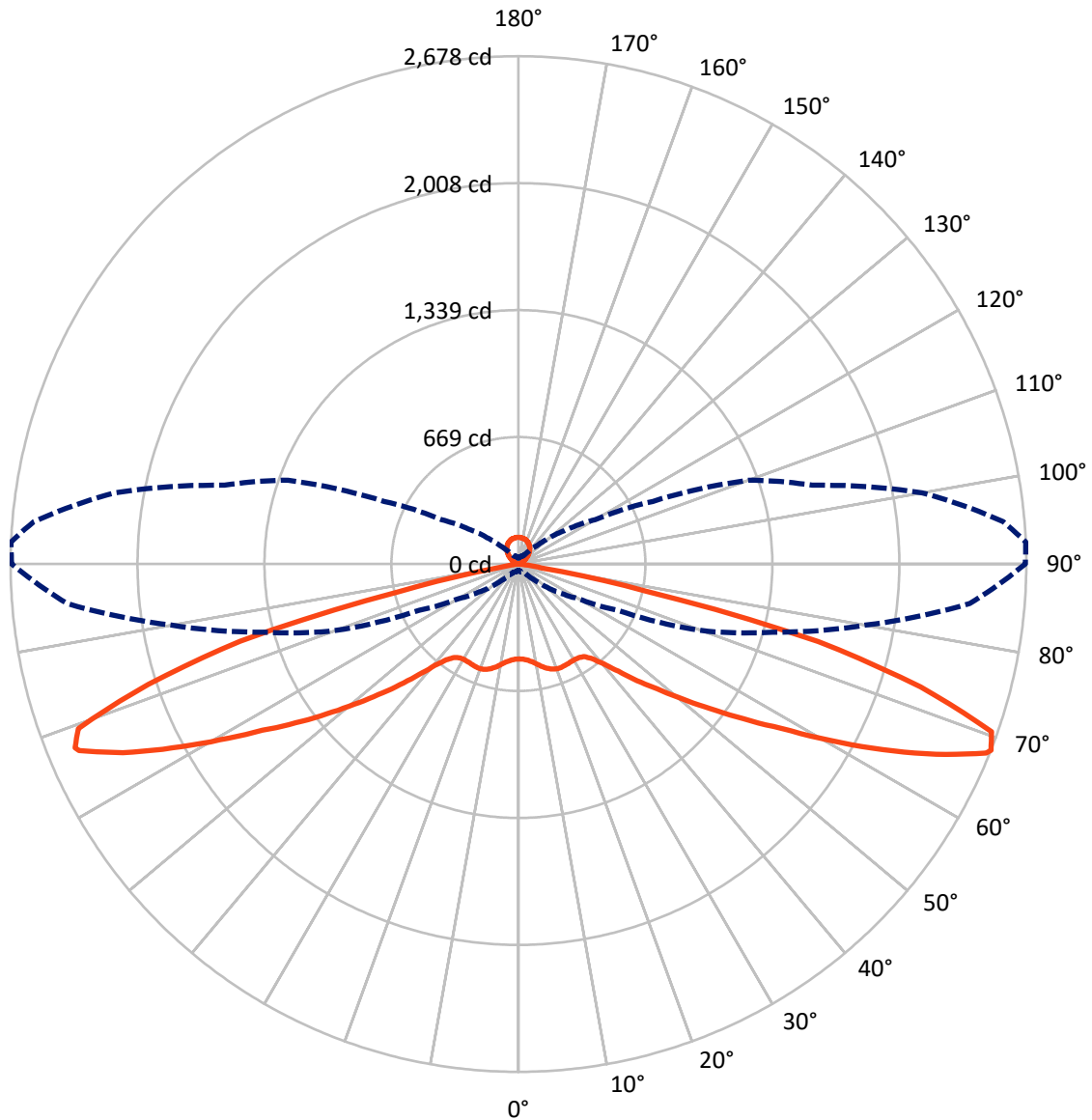
× Max cd
 - - - 1/2 Max cd



Based on 10 foot mounting height. Maximum calculated value = 5.1 fc
 Type I - Short - Semi-Cutoff

REPORT NUMBER: P159983
CATALOG NUMBER: ENT-E01-LED-E1-GZW-7030-ULG

Luminous Intensity Polar Plot



— Vertical Plane Through 92.5-Deg Lateral - - - Horizontal Cone Through 68-Deg Vertical

REPORT NUMBER: P159983

CATALOG NUMBER: ENT-E01-LED-E1-GZW-7030-ULG

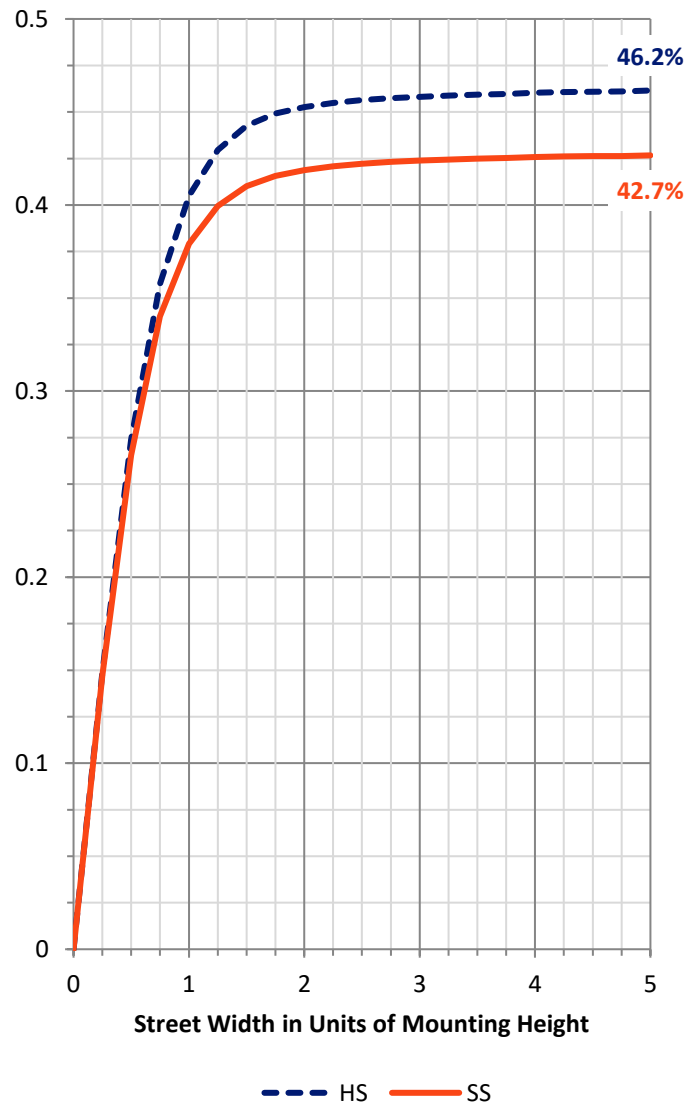
FLUX DISTRIBUTION:

		Downward	Upward	Total
House Side	Lumens	1328.7	157.7	1486.5
	% Fixture	46.5	5.5	52.0
Street Side	Lumens	1214.8	157.7	1372.5
	% Fixture	42.5	5.5	48.0
Total	Lumens	2543.5	315.5	2859.0
	% Fixture	89.0	11.0	100.0

Coefficient of Utilization

ZONAL LUMENS:

Zone	Lumens	% Fixture
0°-10°	49.1	1.7
10°-20°	155.5	5.4
20°-30°	252.2	8.8
30°-40°	313.5	11.0
40°-50°	389.8	13.6
50°-60°	479.5	16.8
60°-70°	566.9	19.8
70°-80°	317.5	11.1
80°-90°	19.3	0.7
90°-100°	1.3	0.0
100°-110°	12.3	0.4
110°-120°	25.2	0.9
120°-130°	43.0	1.5
130°-140°	60.0	2.1
140°-150°	65.4	2.3
150°-160°	56.9	2.0
160°-170°	38.2	1.3
170°-180°	13.3	0.5
0°-90°	2543.5	89.0
0°-180°	2859.0	100.0



REPORT NUMBER: P159983

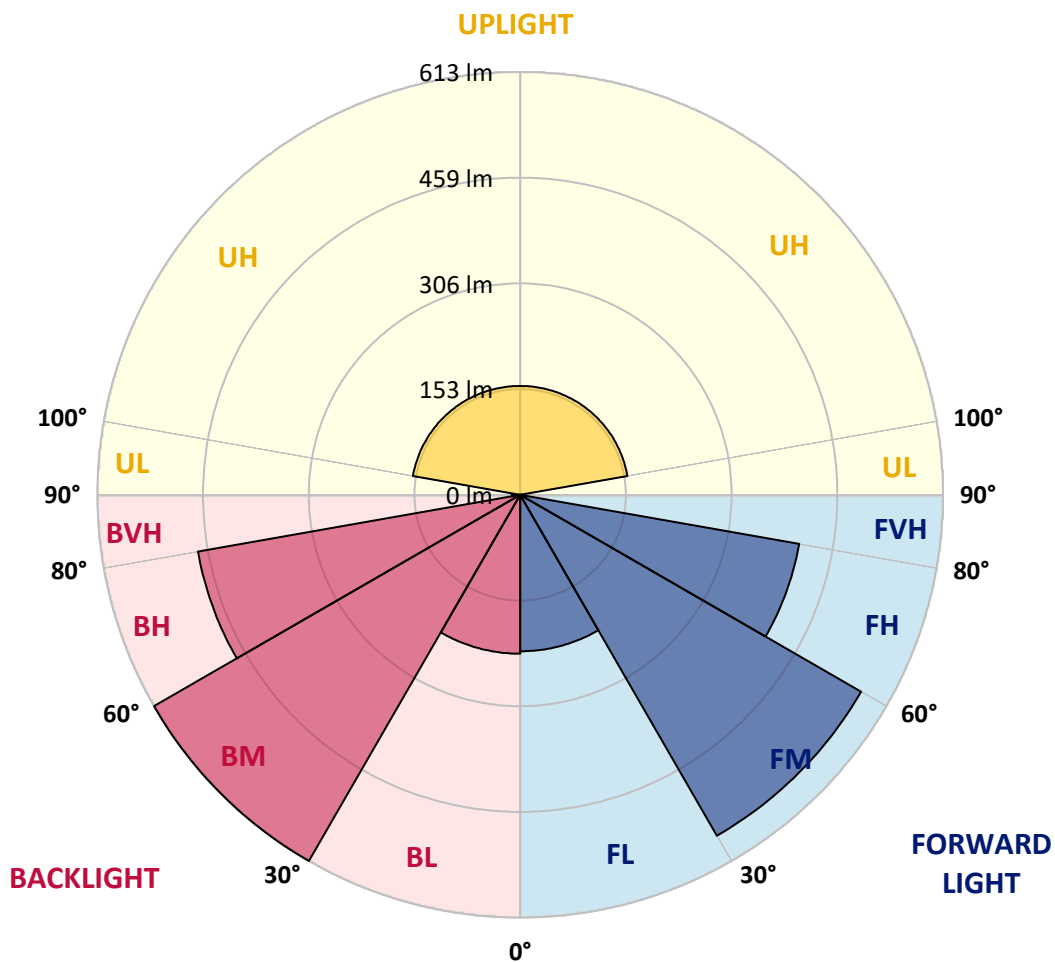
CATALOG NUMBER: ENT-E01-LED-E1-GZW-7030-ULG

LUMINAIRE CLASSIFICATION SYSTEM LUMEN TABLE AND BUG RATING:

Zone		Lumens	% Fixture	Zone Rating/Lumen Limit		
				B	U	G
FL	(0°-30°)	226.7	7.9			
FM	(30°-60°)	570.3	19.9			
FH	(60°-80°)	410.5	14.4			G0/660
FVH	(80°-90°)	7.3	0.3			G0/10
BL	(0°-30°)	230.2	8.1	B1/500		
BM	(30°-60°)	612.6	21.4	B1/1000		
BH	(60°-80°)	474.0	16.6	B1/500		G1/500
BVH	(80°-90°)	11.9	0.4			G1/100
UL	(90°-100°)	1.3	0.0		U1/10	
UH	(100°-180°)	157.7	5.5		U3/500	

BUG Rating: B1-U3-G1

Type I Short





REPORT NUMBER: P159983

CATALOG NUMBER: ENT-E01-LED-E1-GZW-7030-ULG

CANDELA DISTRIBUTION (FULL):

	0°	5°	10°	15°	20°	25°	30°	35°	40°	45°	50°
0°	500.1	500.1	500.1	500.1	500.1	500.1	500.1	500.1	500.1	500.1	500.1
2.5°	502.3	502.3	502.3	502.8	503.3	504.2	503.7	504.6	503.3	505.1	505.1
5°	508.3	508.7	509.2	509.2	510.1	510.6	510.1	511.5	510.1	511.9	512.4
7.5°	513.8	513.8	514.2	514.7	515.6	516.5	517.0	518.3	517.9	519.7	521.5
10°	517.9	517.4	517.9	518.8	521.1	522.4	524.3	526.1	527.0	528.8	531.6
12.5°	519.7	519.2	520.6	522.9	525.2	527.9	530.7	534.8	537.5	540.2	544.4
15°	518.8	518.8	520.6	523.3	527.9	532.9	538.0	543.4	548.5	554.4	558.5
17.5°	510.1	511.0	513.8	518.3	525.2	532.9	541.2	550.3	558.5	566.7	572.2
20°	494.6	495.5	500.5	506.0	515.1	526.5	539.3	552.6	565.4	576.3	584.1
22.5°	475.4	474.5	479.1	486.4	498.7	512.4	528.8	548.5	565.8	581.3	592.3
25°	445.7	445.7	450.7	459.9	473.1	490.0	510.1	535.2	558.5	578.6	594.1
27.5°	414.2	414.7	421.1	428.8	443.9	459.9	483.2	512.4	540.7	567.2	590.0
30°	382.7	384.1	389.5	397.3	413.3	430.2	453.9	482.7	513.3	546.2	577.2
32.5°	350.3	352.1	356.7	365.8	383.2	401.9	426.1	451.7	480.9	517.0	557.1
35°	319.7	321.0	324.7	335.7	353.5	373.6	400.5	425.2	454.8	488.2	532.5
37.5°	290.9	292.3	296.4	307.8	325.6	345.7	372.2	400.0	430.6	463.5	507.4
40°	259.8	263.0	268.5	279.5	295.9	318.8	345.7	374.9	407.4	444.8	489.6
42.5°	231.5	234.3	239.3	248.9	265.3	289.5	317.8	348.0	383.2	425.6	476.3
45°	205.5	207.8	212.8	221.5	238.8	258.0	283.6	315.1	351.6	400.5	462.2
47.5°	180.4	182.7	188.2	198.7	212.8	231.5	254.4	282.2	316.0	365.8	435.2
50°	155.3	157.6	163.0	173.5	187.2	205.5	226.5	251.6	285.0	327.9	395.9
52.5°	127.9	130.2	135.6	146.1	159.4	176.7	198.2	224.2	255.3	295.9	352.1
55°	98.2	101.4	106.4	115.1	129.2	146.6	168.1	196.4	227.9	267.6	319.7
57.5°	70.8	73.1	79.0	85.9	97.7	116.0	135.2	164.4	199.6	240.2	291.8
60°	51.6	53.9	58.0	63.5	71.7	84.9	101.8	129.2	168.1	213.7	266.7
62.5°	42.9	44.8	48.9	54.3	58.9	65.3	75.4	96.4	134.3	185.0	240.7
65°	37.9	39.3	42.9	48.4	52.1	54.8	58.9	73.1	104.1	153.9	215.1
67.5°	33.8	35.2	37.9	42.5	46.6	48.0	50.2	59.8	81.7	125.1	188.2
68°	33.3	34.7	37.0	41.1	45.2	46.6	48.9	58.5	79.5	119.2	180.8
70°	31.1	32.0	34.3	37.4	40.6	41.6	44.3	53.9	74.4	104.1	146.6
72.5°	28.3	28.8	30.1	32.9	36.1	36.5	39.3	47.0	58.5	76.7	109.1
75°	23.7	24.2	26.0	28.3	30.1	31.1	32.0	35.6	39.7	47.5	64.4
77.5°	18.3	19.2	20.6	21.9	24.7	25.6	24.7	27.4	29.2	32.4	39.3
80°	11.0	11.0	12.3	13.7	15.1	17.4	16.4	19.2	20.6	22.4	26.5
82.5°	1.8	2.3	2.3	3.2	4.1	5.0	5.5	6.9	8.7	10.5	14.2
85°	0.0	0.0	0.0	0.0	0.0	0.0	0.0	0.0	0.5	0.5	1.4
87.5°	0.0	0.0	0.0	0.0	0.0	0.0	0.0	0.0	0.0	0.0	0.0
90°	0.1	0.1	0.1	0.1	0.1	0.1	0.1	0.1	0.1	0.1	0.1
92.5°	0.1	0.1	0.1	0.1	0.1	0.1	0.1	0.1	0.1	0.1	0.1
95°	0.5	0.5	0.5	0.5	0.5	0.5	0.5	0.5	0.5	0.5	0.5
97.5°	1.5	1.5	1.5	1.5	1.5	1.5	1.5	1.5	1.5	1.5	1.5
100°	5.0	5.0	5.0	5.0	5.0	5.0	5.0	5.0	5.0	5.0	5.0
102.5°	8.8	8.8	8.8	8.8	8.8	8.8	8.8	8.8	8.8	8.8	8.8
105°	11.8	11.8	11.8	11.8	11.8	11.8	11.8	11.8	11.8	11.8	11.8
107.5°	14.7	14.7	14.7	14.7	14.7	14.7	14.7	14.7	14.7	14.7	14.7



REPORT NUMBER: P159983

CATALOG NUMBER: ENT-E01-LED-E1-GZW-7030-ULG

CANDELA DISTRIBUTION (continued):

	0°	5°	10°	15°	20°	25°	30°	35°	40°	45°	50°
110°	17.8	17.8	17.8	17.8	17.8	17.8	17.8	17.8	17.8	17.8	17.8
112.5°	21.2	21.2	21.2	21.2	21.2	21.2	21.2	21.2	21.2	21.2	21.2
115°	25.0	25.0	25.0	25.0	25.0	25.0	25.0	25.0	25.0	25.0	25.0
117.5°	29.5	29.5	29.5	29.5	29.5	29.5	29.5	29.5	29.5	29.5	29.5
120°	34.8	34.8	34.8	34.8	34.8	34.8	34.8	34.8	34.8	34.8	34.8
122.5°	40.9	40.9	40.9	40.9	40.9	40.9	40.9	40.9	40.9	40.9	40.9
125°	47.8	47.8	47.8	47.8	47.8	47.8	47.8	47.8	47.8	47.8	47.8
127.5°	55.3	55.3	55.3	55.3	55.3	55.3	55.3	55.3	55.3	55.3	55.3
130°	63.0	63.0	63.0	63.0	63.0	63.0	63.0	63.0	63.0	63.0	63.0
132.5°	70.5	70.5	70.5	70.5	70.5	70.5	70.5	70.5	70.5	70.5	70.5
135°	77.9	77.9	77.9	77.9	77.9	77.9	77.9	77.9	77.9	77.9	77.9
137.5°	85.3	85.3	85.3	85.3	85.3	85.3	85.3	85.3	85.3	85.3	85.3
140°	92.5	92.5	92.5	92.5	92.5	92.5	92.5	92.5	92.5	92.5	92.5
142.5°	99.2	99.2	99.2	99.2	99.2	99.2	99.2	99.2	99.2	99.2	99.2
145°	104.9	104.9	104.9	104.9	104.9	104.9	104.9	104.9	104.9	104.9	104.9
147.5°	110.1	110.1	110.1	110.1	110.1	110.1	110.1	110.1	110.1	110.1	110.1
150°	115.1	115.1	115.1	115.1	115.1	115.1	115.1	115.1	115.1	115.1	115.1
152.5°	119.7	119.7	119.7	119.7	119.7	119.7	119.7	119.7	119.7	119.7	119.7
155°	123.7	123.7	123.7	123.7	123.7	123.7	123.7	123.7	123.7	123.7	123.7
157.5°	127.0	127.0	127.0	127.0	127.0	127.0	127.0	127.0	127.0	127.0	127.0
160°	130.3	130.3	130.3	130.3	130.3	130.3	130.3	130.3	130.3	130.3	130.3
162.5°	133.5	133.5	133.5	133.5	133.5	133.5	133.5	133.5	133.5	133.5	133.5
165°	136.0	136.0	136.0	136.0	136.0	136.0	136.0	136.0	136.0	136.0	136.0
167.5°	137.1	137.1	137.1	137.1	137.1	137.1	137.1	137.1	137.1	137.1	137.1
170°	137.4	137.4	137.4	137.4	137.4	137.4	137.4	137.4	137.4	137.4	137.4
172.5°	138.6	138.6	138.6	138.6	138.6	138.6	138.6	138.6	138.6	138.6	138.6
175°	140.5	140.5	140.5	140.5	140.5	140.5	140.5	140.5	140.5	140.5	140.5
177.5°	141.1	141.1	141.1	141.1	141.1	141.1	141.1	141.1	141.1	141.1	141.1
180°	140.8	140.8	140.8	140.8	140.8	140.8	140.8	140.8	140.8	140.8	140.8



REPORT NUMBER: P159983

CATALOG NUMBER: ENT-E01-LED-E1-GZW-7030-ULG

CANDELA DISTRIBUTION (continued):

	55°	60°	65°	70°	75°	80°	85°	90°	92.5°	95°	100°
0°	500.1	500.1	500.1	500.1	500.1	500.1	500.1	500.1	500.1	500.1	500.1
2.5°	502.3	503.7	503.7	503.3	503.3	503.3	501.9	502.3	502.8	504.2	502.3
5°	509.6	511.0	510.6	510.1	510.1	510.1	508.3	508.7	509.2	510.1	508.3
7.5°	519.2	520.6	521.1	521.1	521.1	522.0	519.2	519.2	520.2	521.1	518.3
10°	533.4	533.4	534.8	535.7	536.6	537.5	535.7	534.8	536.6	536.6	533.4
12.5°	546.6	547.6	549.8	551.7	552.1	553.9	553.9	553.5	554.9	554.4	550.8
15°	561.7	562.6	564.5	566.7	567.2	569.0	569.0	569.5	570.8	571.8	566.3
17.5°	575.9	577.2	577.2	577.7	578.6	580.0	580.9	581.3	582.7	583.6	578.2
20°	587.7	589.1	586.8	585.0	583.2	584.1	585.9	587.7	588.7	589.1	582.3
22.5°	596.9	597.3	593.7	588.7	583.6	583.2	585.5	588.7	589.6	589.1	579.5
25°	601.9	603.3	599.6	591.9	582.7	579.5	581.8	585.9	587.7	585.9	574.5
27.5°	601.9	606.9	605.1	596.9	584.5	575.9	577.2	583.6	585.0	582.7	569.5
30°	597.3	607.8	610.1	605.1	592.3	577.2	575.4	582.7	584.5	580.4	567.2
32.5°	588.2	607.4	616.5	617.0	606.9	588.2	579.1	586.4	587.7	582.7	571.8
35°	575.4	606.9	624.7	633.4	630.2	611.5	595.5	600.1	599.2	593.7	589.6
37.5°	561.3	606.9	636.6	656.7	664.0	654.4	633.4	631.1	633.4	625.2	622.9
40°	545.7	608.3	653.5	689.1	711.0	714.2	695.5	689.1	691.9	684.1	687.3
42.5°	536.6	610.1	675.9	727.0	769.5	801.9	793.7	774.5	773.2	774.1	780.9
45°	532.0	614.7	698.3	770.0	829.3	901.5	909.2	875.0	876.8	881.8	892.3
47.5°	527.0	623.4	724.3	814.7	894.6	996.0	1033.9	987.8	984.1	1002.9	1006.1
50°	508.7	633.9	754.0	864.9	963.1	1102.4	1162.2	1115.2	1116.1	1133.5	1127.1
52.5°	466.7	634.3	785.5	915.2	1031.6	1207.4	1298.3	1267.3	1265.0	1281.9	1248.1
55°	408.7	605.6	811.1	964.5	1096.5	1305.2	1439.0	1445.8	1441.3	1444.0	1370.9
57.5°	362.1	534.8	813.8	1006.1	1151.3	1397.9	1583.3	1632.6	1633.1	1621.2	1491.5
60°	332.0	455.3	778.2	1040.3	1215.2	1516.2	1771.4	1882.0	1888.4	1839.9	1652.7
62.5°	306.9	415.1	704.6	1075.5	1288.7	1635.8	1974.2	2156.0	2156.4	2075.6	1830.4
65°	287.2	393.2	623.8	1062.2	1345.4	1751.8	2188.8	2431.8	2419.9	2330.9	1998.9
67.5°	265.3	373.6	586.4	1041.7	1393.8	1859.1	2377.9	2656.9	2660.1	2550.5	2155.1
68°	260.8	366.3	576.8	1024.3	1388.3	1855.5	2388.0	2672.0	2677.5	2564.7	2161.9
70°	224.7	319.7	501.9	894.6	1289.7	1756.4	2324.0	2629.5	2646.4	2520.4	2085.6
72.5°	149.8	221.0	335.2	632.0	993.7	1395.6	1902.5	2202.5	2216.7	2131.8	1732.2
75°	95.0	134.3	178.1	364.4	667.7	1001.5	1434.4	1609.3	1632.6	1604.8	1297.0
77.5°	57.5	94.1	109.6	176.7	351.6	468.5	648.0	659.4	685.9	669.5	672.2
80°	37.9	65.3	79.9	120.1	121.9	100.9	114.6	115.5	122.4	130.2	135.6
82.5°	21.5	39.7	55.7	82.2	72.6	37.4	32.0	33.3	34.3	35.2	41.6
85°	3.2	7.3	15.5	25.6	26.0	12.3	11.4	10.5	11.0	11.9	15.1
87.5°	0.0	0.0	0.0	0.0	0.5	0.9	1.4	1.4	1.4	2.7	2.7
90°	0.1	0.1	0.1	0.1	0.1	0.1	0.1	0.1	0.1	0.1	0.1
92.5°	0.1	0.1	0.1	0.1	0.1	0.1	0.1	0.1	0.1	0.1	0.1
95°	0.5	0.5	0.5	0.5	0.5	0.5	0.5	0.5	0.5	0.5	0.5
97.5°	1.5	1.5	1.5	1.5	1.5	1.5	1.5	1.5	1.5	1.5	1.5
100°	5.0	5.0	5.0	5.0	5.0	5.0	5.0	5.0	5.0	5.0	5.0
102.5°	8.8	8.8	8.8	8.8	8.8	8.8	8.8	8.8	8.8	8.8	8.8
105°	11.8	11.8	11.8	11.8	11.8	11.8	11.8	11.8	11.8	11.8	11.8
107.5°	14.7	14.7	14.7	14.7	14.7	14.7	14.7	14.7	14.7	14.7	14.7



REPORT NUMBER: P159983

CATALOG NUMBER: ENT-E01-LED-E1-GZW-7030-ULG

CANDELA DISTRIBUTION (continued):

	55°	60°	65°	70°	75°	80°	85°	90°	92.5°	95°	100°
110°	17.8	17.8	17.8	17.8	17.8	17.8	17.8	17.8	17.8	17.8	17.8
112.5°	21.2	21.2	21.2	21.2	21.2	21.2	21.2	21.2	21.2	21.2	21.2
115°	25.0	25.0	25.0	25.0	25.0	25.0	25.0	25.0	25.0	25.0	25.0
117.5°	29.5	29.5	29.5	29.5	29.5	29.5	29.5	29.5	29.5	29.5	29.5
120°	34.8	34.8	34.8	34.8	34.8	34.8	34.8	34.8	34.8	34.8	34.8
122.5°	40.9	40.9	40.9	40.9	40.9	40.9	40.9	40.9	40.9	40.9	40.9
125°	47.8	47.8	47.8	47.8	47.8	47.8	47.8	47.8	47.8	47.8	47.8
127.5°	55.3	55.3	55.3	55.3	55.3	55.3	55.3	55.3	55.3	55.3	55.3
130°	63.0	63.0	63.0	63.0	63.0	63.0	63.0	63.0	63.0	63.0	63.0
132.5°	70.5	70.5	70.5	70.5	70.5	70.5	70.5	70.5	70.5	70.5	70.5
135°	77.9	77.9	77.9	77.9	77.9	77.9	77.9	77.9	77.9	77.9	77.9
137.5°	85.3	85.3	85.3	85.3	85.3	85.3	85.3	85.3	85.3	85.3	85.3
140°	92.5	92.5	92.5	92.5	92.5	92.5	92.5	92.5	92.5	92.5	92.5
142.5°	99.2	99.2	99.2	99.2	99.2	99.2	99.2	99.2	99.2	99.2	99.2
145°	104.9	104.9	104.9	104.9	104.9	104.9	104.9	104.9	104.9	104.9	104.9
147.5°	110.1	110.1	110.1	110.1	110.1	110.1	110.1	110.1	110.1	110.1	110.1
150°	115.1	115.1	115.1	115.1	115.1	115.1	115.1	115.1	115.1	115.1	115.1
152.5°	119.7	119.7	119.7	119.7	119.7	119.7	119.7	119.7	119.7	119.7	119.7
155°	123.7	123.7	123.7	123.7	123.7	123.7	123.7	123.7	123.7	123.7	123.7
157.5°	127.0	127.0	127.0	127.0	127.0	127.0	127.0	127.0	127.0	127.0	127.0
160°	130.3	130.3	130.3	130.3	130.3	130.3	130.3	130.3	130.3	130.3	130.3
162.5°	133.5	133.5	133.5	133.5	133.5	133.5	133.5	133.5	133.5	133.5	133.5
165°	136.0	136.0	136.0	136.0	136.0	136.0	136.0	136.0	136.0	136.0	136.0
167.5°	137.1	137.1	137.1	137.1	137.1	137.1	137.1	137.1	137.1	137.1	137.1
170°	137.4	137.4	137.4	137.4	137.4	137.4	137.4	137.4	137.4	137.4	137.4
172.5°	138.6	138.6	138.6	138.6	138.6	138.6	138.6	138.6	138.6	138.6	138.6
175°	140.5	140.5	140.5	140.5	140.5	140.5	140.5	140.5	140.5	140.5	140.5
177.5°	141.1	141.1	141.1	141.1	141.1	141.1	141.1	141.1	141.1	141.1	141.1
180°	140.8	140.8	140.8	140.8	140.8	140.8	140.8	140.8	140.8	140.8	140.8



REPORT NUMBER: P159983

CATALOG NUMBER: ENT-E01-LED-E1-GZW-7030-ULG

CANDELA DISTRIBUTION (continued):

	105°	110°	115°	120°	125°	130°	135°	140°	145°	150°	155°
0°	500.1	500.1	500.1	500.1	500.1	500.1	500.1	500.1	500.1	500.1	500.1
2.5°	501.9	501.4	501.9	500.5	501.9	501.4	501.4	501.4	501.0	501.4	501.4
5°	507.4	507.4	507.4	506.5	507.4	507.4	507.4	507.4	506.9	507.4	507.8
7.5°	517.9	517.9	517.4	516.0	517.0	517.0	516.5	515.6	514.7	515.1	514.7
10°	532.0	532.9	530.2	530.2	528.8	527.0	525.6	524.3	523.8	522.9	521.1
12.5°	549.4	548.9	545.3	543.9	543.0	539.3	536.6	535.2	533.4	531.1	528.4
15°	564.9	563.1	560.3	559.0	557.6	553.5	549.8	546.6	544.4	541.2	537.0
17.5°	575.4	573.6	572.2	571.8	571.8	568.1	564.9	560.8	555.8	549.8	543.0
20°	577.7	577.7	578.2	580.9	583.6	582.3	578.6	573.6	566.3	556.7	546.2
22.5°	574.5	576.3	580.4	587.3	593.2	593.7	590.0	582.7	570.4	556.7	541.2
25°	569.0	574.0	582.7	592.3	600.5	600.5	594.1	583.6	566.7	547.1	526.5
27.5°	566.3	576.3	588.7	598.7	604.2	601.0	589.6	574.5	551.2	526.1	502.3
30°	569.5	585.0	598.2	605.1	606.0	595.5	575.9	553.5	526.1	495.9	471.7
32.5°	581.3	600.1	610.1	611.5	605.1	585.5	554.9	523.8	493.2	465.4	440.7
35°	605.6	621.5	625.2	619.7	603.7	570.8	527.0	490.5	463.1	436.6	411.0
37.5°	644.8	652.1	645.3	629.3	599.2	553.0	501.4	465.8	436.6	410.6	382.2
40°	700.5	692.3	672.7	641.2	594.1	533.4	481.3	445.7	413.3	384.5	356.2
42.5°	770.0	741.2	700.5	654.9	588.7	520.6	466.7	425.6	390.0	358.0	328.3
45°	847.6	794.2	738.9	670.4	586.8	512.8	449.4	401.0	359.4	327.4	298.2
47.5°	926.6	850.3	777.7	687.3	589.1	499.1	422.9	368.5	325.2	294.1	266.7
50°	1006.5	913.4	822.9	709.2	587.7	471.3	386.8	331.5	291.4	263.5	238.8
52.5°	1086.9	980.5	869.5	728.9	569.5	427.4	347.1	300.0	261.2	234.3	210.1
55°	1165.9	1045.8	915.2	734.8	516.5	381.3	313.7	268.5	230.2	202.8	176.3
57.5°	1240.8	1104.7	947.1	700.1	451.2	345.2	284.1	239.8	199.1	167.6	141.6
60°	1333.9	1160.9	956.3	616.1	399.1	315.1	257.1	206.4	160.7	127.4	103.7
62.5°	1435.8	1237.1	942.1	535.7	368.5	288.6	223.8	167.1	122.8	90.4	72.6
65°	1510.7	1268.6	870.4	492.8	349.4	262.6	188.2	129.7	84.9	62.1	55.3
67.5°	1610.2	1299.7	796.4	471.7	328.3	228.8	145.2	93.6	65.8	51.6	47.5
68°	1603.4	1291.0	780.9	466.3	322.0	216.9	137.0	91.8	63.9	50.2	46.1
70°	1510.7	1184.6	678.2	413.3	266.7	169.0	117.8	83.6	58.9	45.7	42.0
72.5°	1239.4	918.8	486.4	272.2	173.5	123.8	87.2	63.0	48.9	40.2	37.4
75°	877.3	574.5	243.9	156.6	109.1	71.7	49.3	40.6	36.1	32.0	32.0
77.5°	493.2	300.5	128.8	107.3	61.7	41.6	32.9	30.6	28.3	26.0	28.8
80°	160.7	156.6	95.0	73.5	42.9	30.6	25.6	24.2	22.8	20.6	25.6
82.5°	86.8	107.3	68.5	52.5	31.5	21.9	19.2	19.6	17.8	16.0	19.2
85°	38.8	51.1	45.7	36.5	19.6	12.3	10.0	11.9	10.5	9.6	9.1
87.5°	15.1	25.1	18.3	10.5	4.6	2.7	2.7	2.3	1.8	1.8	1.4
90°	0.1	0.1	0.1	0.1	0.1	0.1	0.1	0.1	0.1	0.1	0.1
92.5°	0.1	0.1	0.1	0.1	0.1	0.1	0.1	0.1	0.1	0.1	0.1
95°	0.5	0.5	0.5	0.5	0.5	0.5	0.5	0.5	0.5	0.5	0.5
97.5°	1.5	1.5	1.5	1.5	1.5	1.5	1.5	1.5	1.5	1.5	1.5
100°	5.0	5.0	5.0	5.0	5.0	5.0	5.0	5.0	5.0	5.0	5.0
102.5°	8.8	8.8	8.8	8.8	8.8	8.8	8.8	8.8	8.8	8.8	8.8
105°	11.8	11.8	11.8	11.8	11.8	11.8	11.8	11.8	11.8	11.8	11.8
107.5°	14.7	14.7	14.7	14.7	14.7	14.7	14.7	14.7	14.7	14.7	14.7



REPORT NUMBER: P159983
 CATALOG NUMBER: ENT-E01-LED-E1-GZW-7030-ULG

REPORT N
 CATALOG

CANDELA DISTRIBUTION (continued):

CANDELA

	105°	110°	115°	120°	125°	130°	135°	140°	145°	150°	155°	
110°	17.8	17.8	17.8	17.8	17.8	17.8	17.8	17.8	17.8	17.8	17.8	0°
112.5°	21.2	21.2	21.2	21.2	21.2	21.2	21.2	21.2	21.2	21.2	21.2	2.5°
115°	25.0	25.0	25.0	25.0	25.0	25.0	25.0	25.0	25.0	25.0	25.0	5°
117.5°	29.5	29.5	29.5	29.5	29.5	29.5	29.5	29.5	29.5	29.5	29.5	7.5°
120°	34.8	34.8	34.8	34.8	34.8	34.8	34.8	34.8	34.8	34.8	34.8	10°
122.5°	40.9	40.9	40.9	40.9	40.9	40.9	40.9	40.9	40.9	40.9	40.9	12.5°
125°	47.8	47.8	47.8	47.8	47.8	47.8	47.8	47.8	47.8	47.8	47.8	15°
127.5°	55.3	55.3	55.3	55.3	55.3	55.3	55.3	55.3	55.3	55.3	55.3	17.5°
130°	63.0	63.0	63.0	63.0	63.0	63.0	63.0	63.0	63.0	63.0	63.0	20°
132.5°	70.5	70.5	70.5	70.5	70.5	70.5	70.5	70.5	70.5	70.5	70.5	22.5°
135°	77.9	77.9	77.9	77.9	77.9	77.9	77.9	77.9	77.9	77.9	77.9	25°
137.5°	85.3	85.3	85.3	85.3	85.3	85.3	85.3	85.3	85.3	85.3	85.3	27.5°
140°	92.5	92.5	92.5	92.5	92.5	92.5	92.5	92.5	92.5	92.5	92.5	30°
142.5°	99.2	99.2	99.2	99.2	99.2	99.2	99.2	99.2	99.2	99.2	99.2	32.5°
145°	104.9	104.9	104.9	104.9	104.9	104.9	104.9	104.9	104.9	104.9	104.9	35°
147.5°	110.1	110.1	110.1	110.1	110.1	110.1	110.1	110.1	110.1	110.1	110.1	37.5°
150°	115.1	115.1	115.1	115.1	115.1	115.1	115.1	115.1	115.1	115.1	115.1	40°
152.5°	119.7	119.7	119.7	119.7	119.7	119.7	119.7	119.7	119.7	119.7	119.7	42.5°
155°	123.7	123.7	123.7	123.7	123.7	123.7	123.7	123.7	123.7	123.7	123.7	45°
157.5°	127.0	127.0	127.0	127.0	127.0	127.0	127.0	127.0	127.0	127.0	127.0	47.5°
160°	130.3	130.3	130.3	130.3	130.3	130.3	130.3	130.3	130.3	130.3	130.3	50°
162.5°	133.5	133.5	133.5	133.5	133.5	133.5	133.5	133.5	133.5	133.5	133.5	52.5°
165°	136.0	136.0	136.0	136.0	136.0	136.0	136.0	136.0	136.0	136.0	136.0	55°
167.5°	137.1	137.1	137.1	137.1	137.1	137.1	137.1	137.1	137.1	137.1	137.1	57.5°
170°	137.4	137.4	137.4	137.4	137.4	137.4	137.4	137.4	137.4	137.4	137.4	60°
172.5°	138.6	138.6	138.6	138.6	138.6	138.6	138.6	138.6	138.6	138.6	138.6	62.5°
175°	140.5	140.5	140.5	140.5	140.5	140.5	140.5	140.5	140.5	140.5	140.5	65°
177.5°	141.1	141.1	141.1	141.1	141.1	141.1	141.1	141.1	141.1	141.1	141.1	67.5°
180°	140.8	140.8	140.8	140.8	140.8	140.8	140.8	140.8	140.8	140.8	140.8	68°
												70°
												72.5°
												75°
												77.5°
												80°
												82.5°
												85°
												87.5°
												90°
												92.5°
												95°
												97.5°
												100°
												102.5°
												105°
												107.5°

NUMBER: P159983
 NUMBER: ENT-E01-LED-E1-GZW-7030-ULG

REPORT NUMBER: P
 CATALOG NUMBER:

DISTRIBUTION (continued):

160°	165°	170°	175°	180°
500.1	500.1	500.1	500.1	500.1
500.1	500.1	499.6	499.1	498.2
506.5	506.5	506.0	505.5	504.6
513.3	512.8	512.4	511.9	511.0
520.6	519.7	519.7	520.2	519.7
527.9	526.5	525.2	524.7	526.1
535.2	532.5	530.2	529.7	529.7
539.3	534.8	530.7	529.3	529.3
538.4	530.2	524.7	522.0	522.4
529.7	518.3	511.0	507.4	506.0
511.5	497.8	488.6	483.6	484.1
484.1	469.5	459.4	456.7	453.9
451.7	437.0	427.0	421.1	421.5
419.7	403.7	394.6	387.7	386.8
389.1	371.7	360.8	355.7	354.8
358.9	340.7	330.6	326.1	322.9
331.1	314.6	302.8	295.9	294.6
303.7	285.0	273.1	268.1	266.7
272.6	254.8	244.3	240.2	239.3
244.8	227.9	219.2	213.7	211.9
217.8	201.9	191.8	186.8	185.9
189.5	173.5	163.0	158.9	155.3
158.5	141.6	131.1	123.8	121.0
122.4	107.3	96.4	91.3	86.3
87.7	74.4	65.8	61.7	58.0
62.1	53.4	48.0	43.8	41.6
51.1	47.0	41.1	37.4	35.6
45.2	41.1	36.5	33.3	32.0
44.3	40.2	35.6	32.4	31.5
40.6	36.5	32.4	30.1	29.2
36.1	32.9	29.2	26.9	26.0
31.1	27.9	25.6	23.7	22.4
27.4	22.8	21.9	20.1	19.2
22.8	20.6	18.7	17.4	16.4
18.7	15.5	13.2	11.9	11.4
10.5	9.6	7.8	5.9	5.5
0.9	0.5	0.5	0.0	0.0
0.1	0.1	0.1	0.1	0.1
0.1	0.1	0.1	0.1	0.1
0.5	0.5	0.5	0.5	0.5
1.5	1.5	1.5	1.5	1.5
5.0	5.0	5.0	5.0	5.0
8.8	8.8	8.8	8.8	8.8
11.8	11.8	11.8	11.8	11.8
14.7	14.7	14.7	14.7	14.7

CANDELA DISTRIBUTION:

	160°
110°	17.8
112.5°	21.2
115°	25.0
117.5°	29.5
120°	34.8
122.5°	40.9
125°	47.8
127.5°	55.3
130°	63.0
132.5°	70.5
135°	77.9
137.5°	85.3
140°	92.5
142.5°	99.2
145°	104.9
147.5°	110.1
150°	115.1
152.5°	119.7
155°	123.7
157.5°	127.0
160°	130.3
162.5°	133.5
165°	136.0
167.5°	137.1
170°	137.4
172.5°	138.6
175°	140.5
177.5°	141.1
180°	140.8

'159983

ENT-E01-LED-E1-GZW-7030-ULG

TION (continued):

165°	170°	175°	180°
17.8	17.8	17.8	17.8
21.2	21.2	21.2	21.2
25.0	25.0	25.0	25.0
29.5	29.5	29.5	29.5
34.8	34.8	34.8	34.8
40.9	40.9	40.9	40.9
47.8	47.8	47.8	47.8
55.3	55.3	55.3	55.3
63.0	63.0	63.0	63.0
70.5	70.5	70.5	70.5
77.9	77.9	77.9	77.9
85.3	85.3	85.3	85.3
92.5	92.5	92.5	92.5
99.2	99.2	99.2	99.2
104.9	104.9	104.9	104.9
110.1	110.1	110.1	110.1
115.1	115.1	115.1	115.1
119.7	119.7	119.7	119.7
123.7	123.7	123.7	123.7
127.0	127.0	127.0	127.0
130.3	130.3	130.3	130.3
133.5	133.5	133.5	133.5
136.0	136.0	136.0	136.0
137.1	137.1	137.1	137.1
137.4	137.4	137.4	137.4
138.6	138.6	138.6	138.6
140.5	140.5	140.5	140.5
141.1	141.1	141.1	141.1
140.8	140.8	140.8	140.8

(END OF REPORT)